

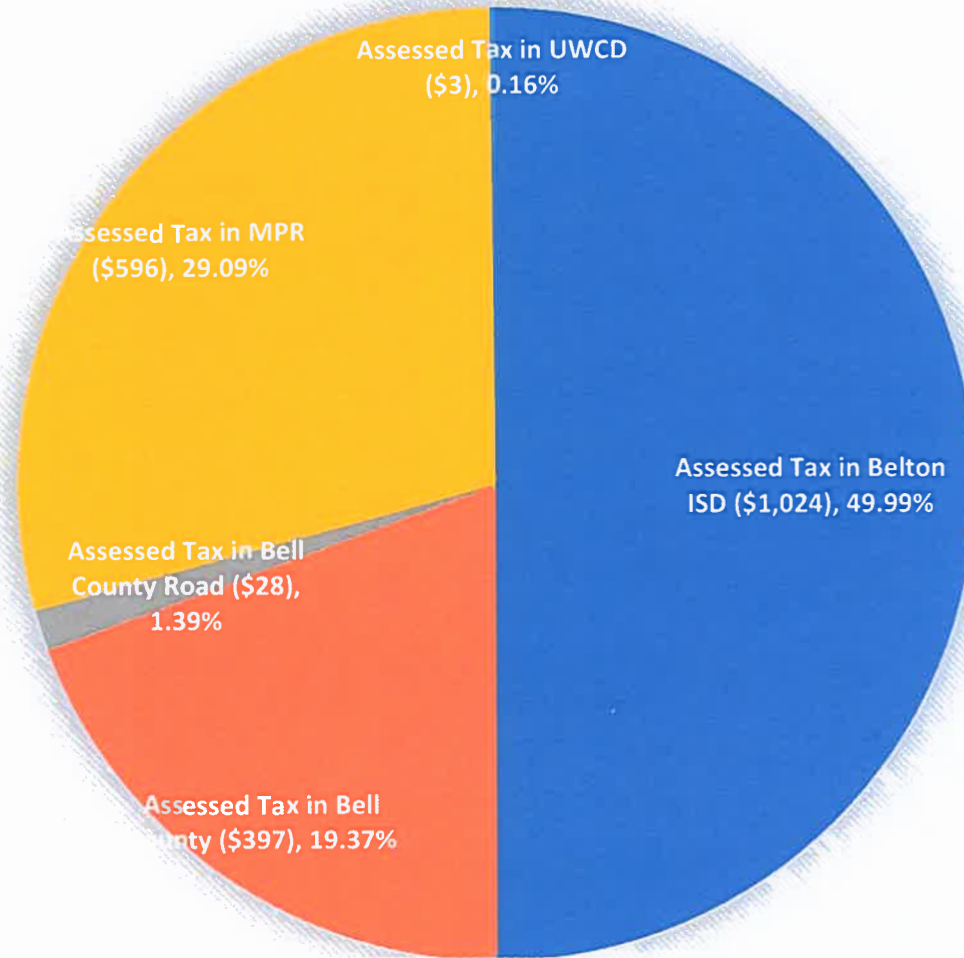
Increase in **Annual** Property Taxes on a XX Value Home

	Tax Rate Increase in Cents	100,000	200,000	300,000	400,000	500,000
Existing Rate (59.58)	0.00	0.00	0.00	0.00	0.00	0.00
Proposed Rate (61.92)	2.34	23.40	46.80	70.20	93.60	117.00
Historic 10 Year Average (63.284)	3.70	37.04	74.08	111.12	148.16	185.20
Highest Year (64.21)	4.63	46.30	92.60	138.90	185.20	231.50

Note: Highest Year Rate was rate from 2011 - 2018.

Z:\Council Agendas, Publications, and Ordinances\[Budget Notes.xlsx]Prop Tax Increase

\$2,048 of Property Taxes Based on a \$100,000 Bellcad Value with existing MPR Rate



■ Assessed Tax in Belton ISD (\$1,024)

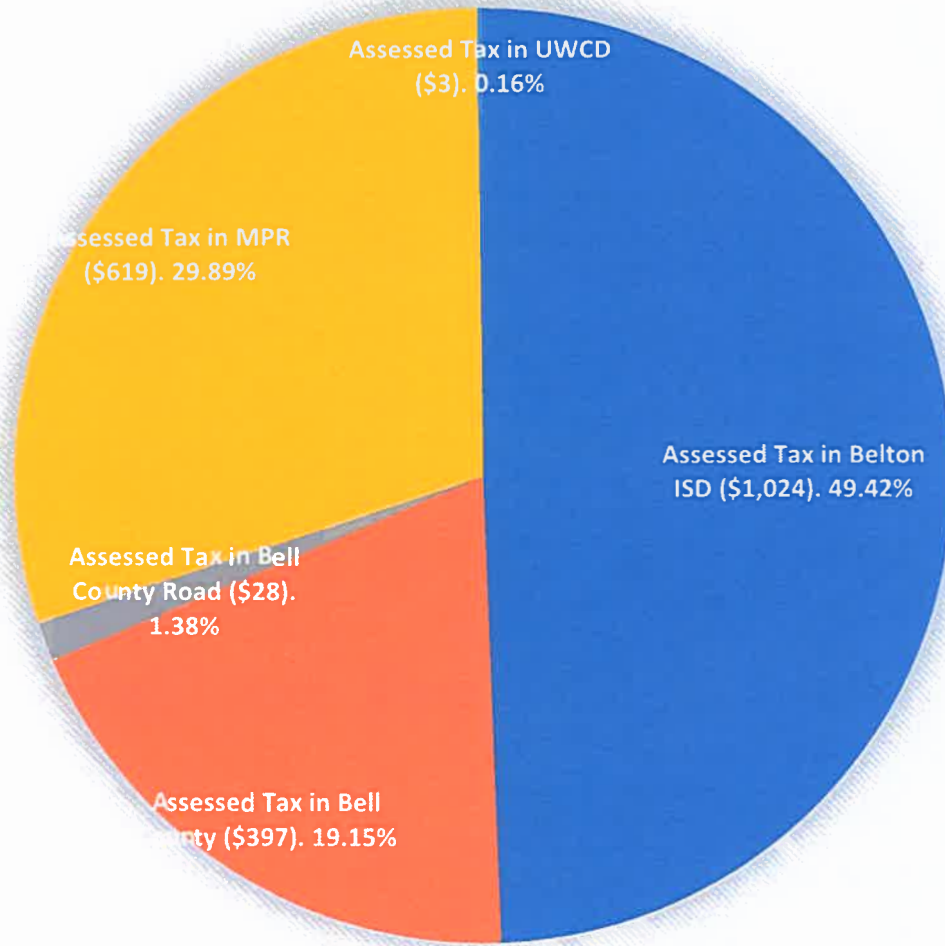
■ Assessed Tax in Bell County (\$397)

■ Assessed Tax in Bell County Road (\$28)

■ Assessed Tax in MPR (\$596)

■ Assessed Tax in UWCD (\$3)

\$2,072 of Property Taxes Based on a \$100,000 Bellcad Value with proposed MPR Rate



■ Assessed Tax in Belton ISD (\$1,024)

■ Assessed Tax in Bell County (\$397)

■ Assessed Tax in Bell County Road (\$28)

■ Assessed Tax in MPR (\$619)

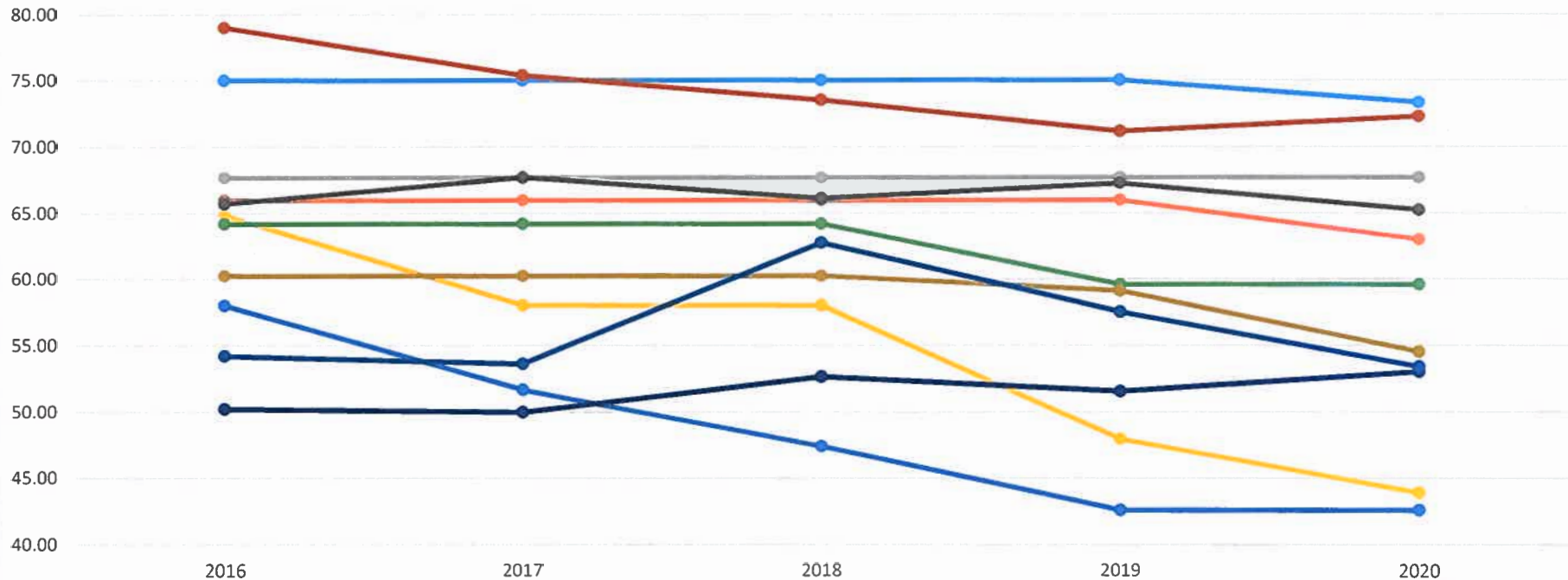
■ Assessed Tax in UWCD (\$3)

5 Year Property Tax Rate History for Cities in Bell County

	2016	2017	2018	2019	2020
City of Killeen Tax Rate	74.98	74.98	74.98	74.98	73.30
City of Rogers Tax Rate	78.97	75.36	73.48	71.14	72.25
City of Harker Heights Tax Rate	67.70	67.70	67.70	67.70	67.70
City of Temple Tax Rate	65.72	67.72	66.12	67.27	65.25
City of Belton Tax Rate	65.98	65.98	65.98	65.98	63.00
City of Morgan's Point Resort Tax Rate	64.21	64.21	64.21	59.58	59.58
City of Troy Tax Rate	60.25	60.25	60.25	59.09	54.53
Village of Salado Tax Rate	54.19	53.62	62.76	57.52	53.39
City of Nolanville Tax Rate	50.20	49.99	52.65	51.56	53.03
City of Holland Tax Rate	64.81	58.00	58.00	47.93	43.86
City of Bartlett Tax Rate	58.01	51.68	47.38	42.58	42.58
All Rates per \$100,000	64.81	64.21	64.21	59.58	59.58 Median Rate

Note: Chart is sorted on 2020 Rates from highest to lowest.

5 Year Property Tax Rate History for Cities in Bell County



- City of Bartlett Tax Rate
- City of Belton Tax Rate
- City of Harker Heights Tax Rate
- City of Holland Tax Rate
- City of Killeen Tax Rate
- City of Morgan's Point Resort Tax Rate
- City of Nolanville Tax Rate
- City of Rogers Tax Rate
- City of Temple Tax Rate
- City of Troy Tax Rate
- Village of Salado Tax Rate

Jurisdiction				Local Homestead	State Homestead	State Over 65	State Disabled	Local Over 65	Local Disabled	M&O	I&S	Total Rate
CB	*	F4	BELL COUNTY					16,670	10,000	0.324700	0.07210	0.396800
TBA	G		BARTLETT CITY							0.264300	0.16150	0.425800
TBE	*		• BELTON CITY					10,000	10,000	0.528900	0.10110	0.630000
THH	*		HARKER HEIGHTS CITY					10,000		0.514300	0.16270	0.677000
THO	G		HOLLAND CITY							0.401640	0.03700	0.438640
TKI	G	F8	• KILLEEN CITY					20,000	FRZ/ONLY	0.515000	0.21800	0.733000
TMP	G		• MORGAN'S POINT CITY							0.595800	0.00000	0.595800
TNO	G	F5	NOLANVILLE CITY					3,000	FRZ/ONLY	0.370000	0.16030	0.530300
TRO	G		ROGERS CITY					5,000	5,000	0.455100	0.26740	0.722500
TSA	G	F8	• SALADO VILLAGE	5,000/20%				50,000	50,000	0.202000	0.33190	0.533900
TTE	*	F5	TEMPLE CITY	5,000/20%				10,000	10,000	0.300000	0.35250	0.652500
TTR	G	F7	TROY CITY					FRZ/ONLY	FRZ/ONLY	0.447000	0.09830	0.545300
SACA	*	F	• ACADEMY ISD		25,000	10,000	10,000	6,000		0.874700	0.29010	1.164800
SBAR	G	F	• BARTLETT ISD		25,000	10,000	10,000			0.966400	0.12800	1.094400
SBEL	*	F	• BELTON ISD		25,000	10,000	10,000			0.968300	0.39680	1.365100
SFLO	G	F	• FLORENCE ISD		25,000	10,000	10,000			0.999900	0.23400	1.233900
SHOL	*	F	• HOLLAND ISD		25,000	10,000	10,000			0.884100	0.32000	1.204100
SKIL	* G	F	KILLEEN ISD		25,000	10,000	10,000			0.920100	0.16940	1.089500
SROG	*	F	• ROGERS ISD		25,000	10,000	10,000			0.966400	0.24050	1.206900
SSAL	*	F	• SALADO ISD		25,000	10,000	10,000	3,330		0.874700	0.50000	1.374700
STEM	*	F	• TEMPLE ISD		25,000	10,000	10,000	5,000	5,000	0.963800	0.32000	1.283800
STRO		F	• TROY ISD		25,000	10,000	10,000	FRZ/ONLY		0.864700	0.37870	1.243400
JCTC	*	F5	• CENTRAL TX COLLEGE					15,000	FRZ/ONLY	0.121800	0.00000	0.121800
JTC	*	F7	• TEMPLE COLLEGE	5,000/20%				10,000	FRZ/ONLY	0.142000	0.04170	0.183700
MUD1			• BELL COUNTY MUNICIPAL UTILITY DISTRICT #1							0.536900	0.31310	0.850000
MUD2			• BELL COUNTY MUNICIPAL UTILITY DISTRICT #2							0.950000	0.00000	0.950000
RRD	*	F4	ROAD DISTRICT					16,670	10,000	0.028500	0.00000	0.028500
RSBIO		P	• TEMPLE HEALTH & BIO							0.017400	0.00000	0.017400
WCLW	*	P	CLEARWATER UWCD					5,000		0.003272	0.00000	0.003272
WEC		P	ELM CREEK					5,000		0.032700	0.00000	0.032700
WWC3			• BELL COUNTY WCID# 3							0.037800	0.00000	0.037800
WWC6	G		• BELL COUNTY WCID# 6							0.030000	0.00000	0.030000
WXC	G		DONAHOE CREEK					3,000		0.020000	0.00000	0.020000

P = Freeport

* = Allows Primarily Charitable Exemption

SALES TAX ADJ

Per \$100 valuation

G = Allow Goods In Transit Exemption

• = Does not offer discount

CB = .1179 TKI= .1291

F = Tax Ceiling Base Year applied on Prop with Over-65 or Disabled Exemption

THH = .3572 TTE= .1668

5-Oct-20

All units grant exemptions for disabled veterans 10% TO 29%-5,000/ 30% TO 49%=7,500/ 50% TO 69%-10,000/ 70%+12,000

TAX RATE CHART 2020